

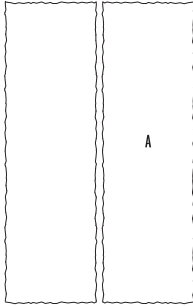


Stonedge
COLLECTION

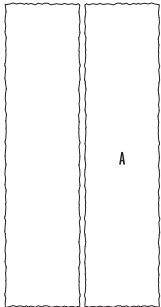
Röcka

DESCRIPTION: Steps **TEXTURE:** Natural stone (Fossil stone)

PALLET OVERVIEW - 48"



PALLET OVERVIEW - 60"



NOTES

Röcka 48" is a double-sided step. Each side has slight natural texture differences. Please take that into consideration when installing them side by side. We recommend keeping the same texture together.

Please note that there is a slight vertical angle on the front and back faces of the step $\frac{3}{8}$ ", from the bottom to the top of the step.

To achieve a natural appearance, stone dimensions can vary up to $\frac{1}{4}$ " in width.

* For an authentic look, each color option is composed of a variety of darker & lighter tones. Natural ingredients such as granite are present within the recipe to allow for a range in tones, veining and textures from one stone to another.

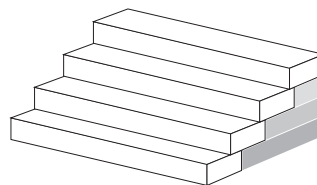
Specifications per pallet		Imperial	Metric
48" DOUBLE-SIDED	Cubing	8 units	8 units
	Linear coverage per pallet	32 lin. ft	9.76 lin. m
	Weight	2 770 lbs	1 256 kg
	Number of rows	4	
	Linear coverage per row	8 lin. ft/row	2.44 lin. m/row

D2 L	H D1	A	Unit dimensions		Units/pallet
			in	mm	
		Height	6	152	8 units
		Depth 1	14 $\frac{7}{8}$	378	
		Depth 2	14 $\frac{1}{8}$	359	
		Length	48	1 219	



Specifications per pallet		Imperial	Metric
60"	Cubing	2 units	2 units
	Linear coverage per pallet	10 lin. ft/pal	3.05 lin. m/pal
	Weight	1 020 lbs	463 kg
	Number of rows	1	

D2 L	H D1	A	Unit dimensions		Units/pallet
			in	mm	
		Height	6	152	2 units
		Depth 1	15 $\frac{1}{4}$	387	
		Depth 2	14 $\frac{5}{8}$	371	
		Length	60	1 524	



Röcka Wall & Edge

When building a staircase, the Röcka wall can be used to complete the sides and act as part of a structural system. See the product specifications on page 194.



TONE
DISTRIBUTION
MEDIUM